


MCTRL660

Independent Controller



Specifications

Document Version: V1.4.1

Document Number: NS110100835

Copyright © 2019 Xi'an NovaStar Tech Co., Ltd. All Rights Reserved.

No part of this document may be copied, reproduced, extracted or transmitted in any form or by any means without the prior written consent of Xi'an NovaStar Tech Co., Ltd.

Trademark

 is a trademark of Xi'an NovaStar Tech Co., Ltd.

Statement

You are welcome to use the product of Xi'an NovaStar Tech Co., Ltd. (hereinafter referred to as NovaStar). This document is intended to help you understand and use the product. For accuracy and reliability, NovaStar may make improvements and/or changes to this document at any time and without notice. If you experience any problems in use or have any suggestions, please contact us via contact info given in document. We will do our best to solve any issues, as well as evaluate and implement any suggestions.

Change History

Document Version	Release Date	Description
V1.4.1	2019-09-06	Supplemented and optimized the document content.
V1.4.0	2019-05-15	<ul style="list-style-type: none">• Updated the document style.• Optimized the document content.

Contents

Change History	ii
1 Overview	1
2 Features	2
2.1 Features.....	2
2.2 Video Formats	2
3 Appearance	3
3.1 Front Panel	3
3.2 Rear Panel.....	4
4 Dimensions	5
5 Specifications	6
6 FCC Caution	7

1 Overview

The MCTRL660 is an independent controller of NovaStar. The maximum loading capacity of a single controller is 1920×1200@60Hz. Multiple controllers can be cascaded for uniform control.

The MCTRL660 adopts an innovative architecture to implement smart screen configuration without using a computer, allowing a screen to be configured within 30 seconds. It also allows users to adjust screen brightness manually, which is faster and more convenient.

The MCTRL660 can be mainly used for the rental and fixed fields, such as concerts, live events, security monitoring centers, Olympic Games and various sports centers.

2 Features

2.1 Features

- 1 × DVI input
- 1 × HDMI input
- 4 × Gigabit Ethernet outputs
- Supports the new generation of NovaStar calibration technology, which is fast and efficient.
- Supports resolutions up to 1920×1200@60Hz.
- Multiple controllers can be cascaded.
- Supports 18-bit grayscale processing and display.
- Manual screen brightness adjustment, which is fast and convenient
- Quick screen configuration without using a computer
- Adopts an innovative architecture to implement smart screen configuration, allowing a screen to be configured within 30 seconds and greatly shortening the stage preparation time
- Adopts NovaStar G4 engine to realize a perfect display image with no flickering or scanning lines, as well as fine quality and good sense of depth
- Supports a variety of video formats, as described in [Figure 2-1](#).

2.2 Video Formats

Figure 2-1 Video formats

Input Connector	Bit Depth	Sampling Format	Maximum Input Resolution
HDMI 1.3	8bit	RGB 4:4:4	1920×1200@60Hz
	10bit/12bit (Customized)		1440×900@60Hz
S-DVI	8bit		1920×1200@60Hz
	10bit/12bit (Customized)		1440×900@60Hz


3 Appearance

3.1 Front Panel



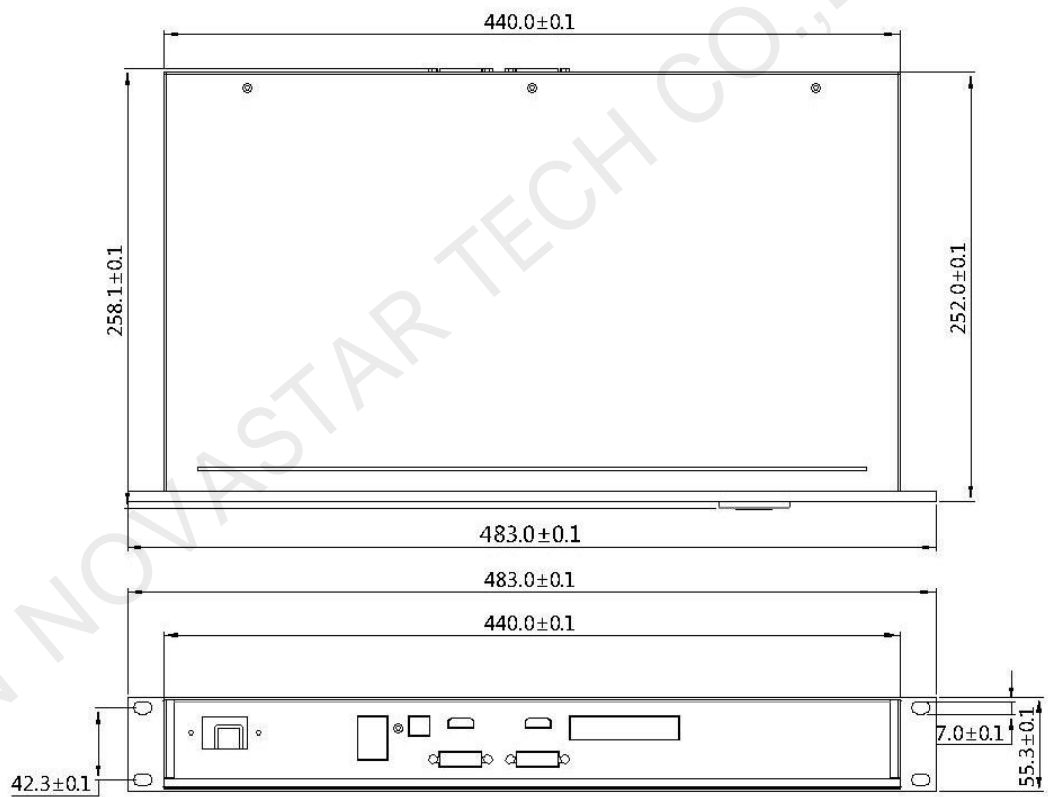
No.	Name	Description
1	Power switch	ON/OFF
2	Indicators	<p>PWR: Power indicator</p> <p>RUN: Device operating indicator. Working status:</p> <ul style="list-style-type: none"> Flashing slowly: Video input unavailable Flashing normally: Video input available Flashing rapidly: The screen is displaying startup image. Breathing: Ethernet port redundancy has taken effect. <p>STA: Device operating indicator. Working status:</p> <ul style="list-style-type: none"> Always on: The device is operating normally. Off: The device is not operating, or operating abnormally.
3	LCD	LCD operation panel
4	Knob	<p>Operation instructions:</p> <ul style="list-style-type: none"> On the home screen, press the knob to enter the menu page. On the menu page, press the knob to select the current menu or enter the menu. Rotate the knob to select a menu item or adjust a menu parameter. Hold down the knob and BACK button simultaneously for 5 seconds to lock or unlock all the buttons.
5	BACK	Press to go back to the previous menu or exit the current operation.

3.2 Rear Panel



Connector	Connector Name	Description
Input	DVI IN	<ul style="list-style-type: none"> • Single-link DVI input, with a maximum resolution of 1920x1200@60Hz. • Custom resolution supported Resolution limit with maximum width: 3840x600@60Hz Resolution limit with maximum height: 800x3840@60Hz
	AUDIO	Audio input connector
	HDMI IN	<ul style="list-style-type: none"> • HDMI 1.3 input, with a maximum resolution of 1920x1200@60Hz. • HDCP 1.4 compliant • Custom resolution supported Resolution limit with maximum width: 3840x600@60Hz Resolution limit with maximum height: 800x2560@60Hz
Output	RJ45 x 4	<ul style="list-style-type: none"> • 4 x Gigabit Ethernet outputs • Maximum loading capacity of each Ethernet port: 650,000 pixels • Support redundancy between Ethernet ports.
Control	TO PC	Type-B USB port for connecting to PC
	UART IN	Input port for cascading devices
	UART OUT	Output port for cascading devices. Up to 20 controllers can be cascaded.
Power	AC 100V~240V-50/60Hz	

4 Dimensions



Unit: mm

5 Specifications

Electrical Parameters	Input voltage	AC 100 V–240 V, 50/60 Hz
	Rated power consumption	10 W
Operating Environment	Temperature	-20°C–60°C
	Humidity	0% RH–90% RH, non-condensing
Dimensions	483.0 mm x 258.1 mm x 55.3 mm	
Space Requirement	1.25U	
Net Weight	3.6 kg	
Certifications	CB, RoHS, EAC, FCC, UL/CUL, LVD, EMC, KC, CCC, PSE	
Packing Information	Each controller is provided with a carrying case, accessory box and packing box. The controller and accessory box (containing controller related wires and accessories) is packed in the carrying case and the carrying case is packed in the packing box.	
	Carrying case	530 mm x 370 mm x 140 mm, kraft paper box printed with NOVASTAR
	Accessory box	402 mm x 347 mm x 65 mm, kraft paper box <ul style="list-style-type: none"> • 1 x power cord • 1 x USB cable • 1 x DVI cable
	Packing box	550 mm x 440 mm x 175 mm, kraft paper box printed with NOVASTAR

6 FCC Caution

Any changes or modifications not expressly approved by the party responsible for compliance could void the user's authority to operate the equipment.

This device complies with part 15 of the FCC Rules. Operation is subject to the following two conditions: (1) This device may not cause harmful interference, and (2) this device must accept any interference received, including interference that may cause undesired operation.

Note: This equipment has been tested and found to comply with the limits for a Class A digital device, pursuant to part 15 of the FCC Rules. These limits are designed to provide reasonable protection against harmful interference when the equipment is operated in a commercial environment. This equipment generates, uses, and can radiate radio frequency energy and, if not installed and used in accordance with the instruction manual, may cause harmful interference to radio communications. Operation of this equipment in a residential area is likely to cause harmful interference in which case the user will be required to correct the interference at his own expense.