

VFC Card specs




Power to adapt

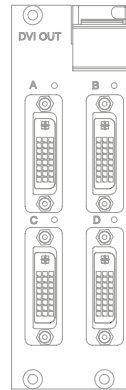
disguise's patented Video Format Conversion (VFC) technology is a swappable output card that slots into the back of the gx and pro range servers.

Output DisplayPort 1.4, DVI, SDI, HDMI 2.0 and now IP video without changing the system. Mix signal formats and resolution types with guaranteed frame synchronisation and near-zero latency.

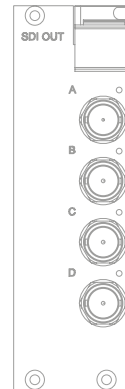
VFC Card specs




DisplayPort 1.4



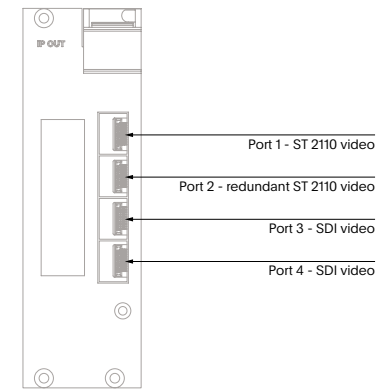
Quad DVI



Quad SDI



HDMI



IP

	DisplayPort 1.4	Quad DVI	Quad SDI	HDMI	IP
Ports	1× Display Port 1.4 output	4× Dual-Link DVI outputs	4× 3G-SDI outputs	1× HDMI 2.0 output	4× 25GbE SFP28 outputs
Genlock	Genlocked output	Genlocked output	Genlocked output	Genlocked output	Genlocked output
PTP Support	-	-	-	-	PTP Support
Resolutions	Up to 4096 × 2160	Up to 2048 × 1080	Up to 4096 × 2160 when using Quad-Link	Up to 4096 × 2160	Up to 4096 × 2160 (progressive only)
Frame Rate	Up to 60Hz*	Up to 60Hz	Up to 60Hz	Up to 60Hz*	Up to 60Hz*
Bit Depths	Up to 10 bit**	Up to 8 bit	Up to 10 bit**	Up to 10 bit**	Up to 10 bit**
Chroma Sub Sampling	RGB and YUV 4:4:4, 4:2:2 and 4:2:0	RGB 4:2:2	YUV 4:2:2	RGB and YUV 4:4:4, 4:2:2 and 4:2:0	ST 2110 - YUV 4:4:4, 4:2:2 and RGB 4:2:2 in all video standards SDI - YUV 4:2:2 in all video standards
HDR Support	Support for HDR workflows	-	Support for HDR workflows	Support for HDR workflows	Support for HDR workflows
Latency	0 scanlines	4-5 scanlines	4-5 scanlines	0 scanlines	TBA

* For higher frame rates please contact Tech Solutions.

** 10bit colourspace is available on vx 4+, vx 4, vx 2, vx 1, gx 3 and gx 2c server only.

IP-VFC has been designed to work in disguise hardware using backplane version 2 (BPv2) only.

Machines with backplane version 1 (BPv1) will not be able to use IP-VFC card slots. Please, refer to Technical Advisories [TA-23](#) for more information.